

CONTROL BOXES

TRANS-D.O.T. AXLE CONTROL & SUSPENSION DUMP BOXES



MADE IN THE USA!



LIGHTWEIGHT



HIGH QUALITY



100% TESTED

Every Unit Tested for Function & Airtight Operation

LIGHTWEIGHT & COMPACT

30-40% Smaller & Up to 50% Lighter than Competing Models

TOUGH & DEPENDABLE

Rugged All-Weather Box, Corrosion-Resistant Valves & Fittings

KEEPS GAUGE CLEAN

Dumps Air & Any Dirt/Contaminants to the Outside


EASY TO INSTALL & MAINTAIN

Optimized for Operator & Installer Convenience


FOR ALL HEAVY-DUTY TRAILERS!

- Short & Long Haul Trailers
- Grain Haulers
- Tankers
- Gravel Haulers
- Flatbeds
- And More!


CONTROL BOXES



401404



401405



401406

CONFIGURATIONS:

401804 - SUSPENSION DUMP CONTROL BOX WITH GAUGE & RESET

- Manual Suspension Dump Box
- Pull to Fill, Push to Dump
- Air Pilot Reset
- 0-160 PSI Gauge
- Box Dimensions: 6" x 6" x 4"

401805 - SUSPENSION DUMP CONTROL BOX WITH SIDE PORT

- Manual Suspension Dump Box
- Pull to Fill, Push to Dump
- Air Lines Out the Latch Side
- 0-100 PSI Gauge
- Box Dimensions: 6" x 6" x 4"

401806 - SUSPENSION GAUGE CONTROL BOX

- Displays Suspension Pressure on Gauge
- 0-160 PSI Gauge
- Box Dimensions: 6" x 6" x 4"

401807 - AXLE CONTROL BOX, REGULATED


- Regulated Lift Axle Control Module
- Clear Lid
- Manual Override
- Axle Normally Up
- 12 VDC
- 0-160 PSI Gauge
- Box Dimensions: 10" x 8" x 6"

401808 - AXLE CONTROL BOX, DUAL PRESSURE SUPPLY

- HCV Supplied Lift Axle Control Module
- Clear Lid
- Manual Override
- Axle Normally Up
- 12 VDC
- 0-160 PSI Gauge
- Box Dimensions: 10" x 8" x 6"



401407



401408



Tramec Sloan, LLC.
 TRAMECSLOAN.COM
 P: 800.336.7778
 F: 877.286.6515

P/N: LIT-FS-49 | V. 052417

 FOLLOW US ON TWITTER! @TRAMECSLOAN